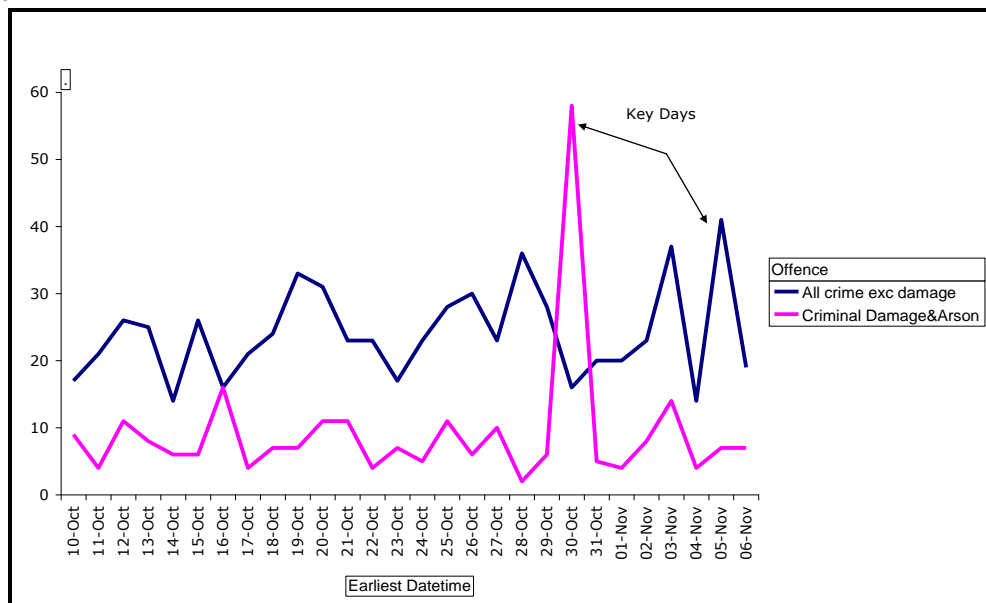


**Halloween/Bonfire Night overview**

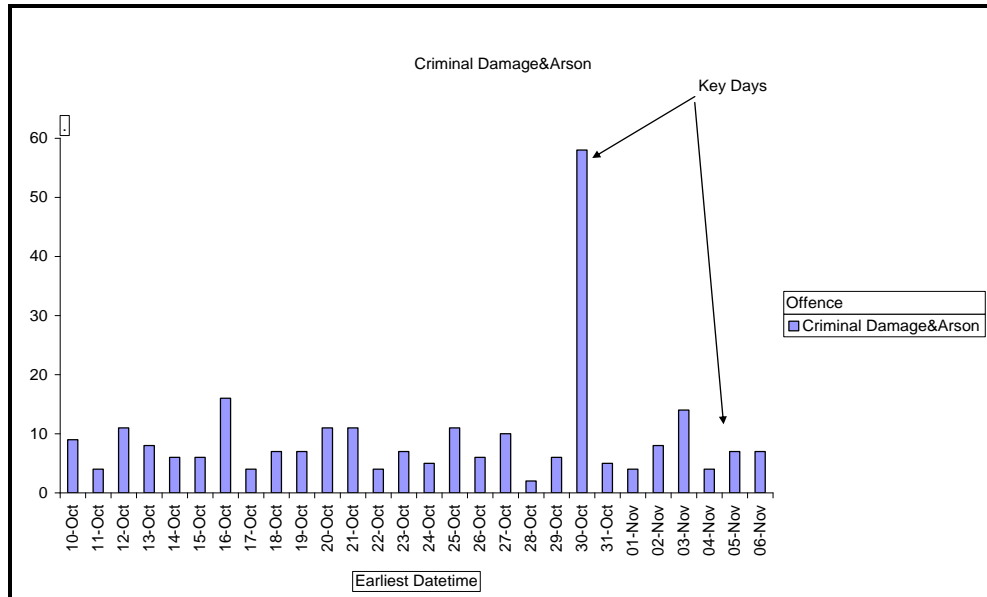
1. At the last meeting on 27<sup>th</sup> August 2013 the issue of ASB related incidents linked to Halloween and Bonfire Night were discussed and as agreed a brief overview relating to detailed analysis that has been conducted is contained within this report.
2. Reference has been made to a scanning document produced in January 2013 by L Lyons, which reviewed activity during the run up to and after Halloween and Bonfire night in 2012 in relation to police ASB incidents and Criminal Damage. Key findings are noted as follows:
3. Chart 1 relates to overall crime levels and criminal damage during the four week period 10.10.12-06.11.12.

Chart 1



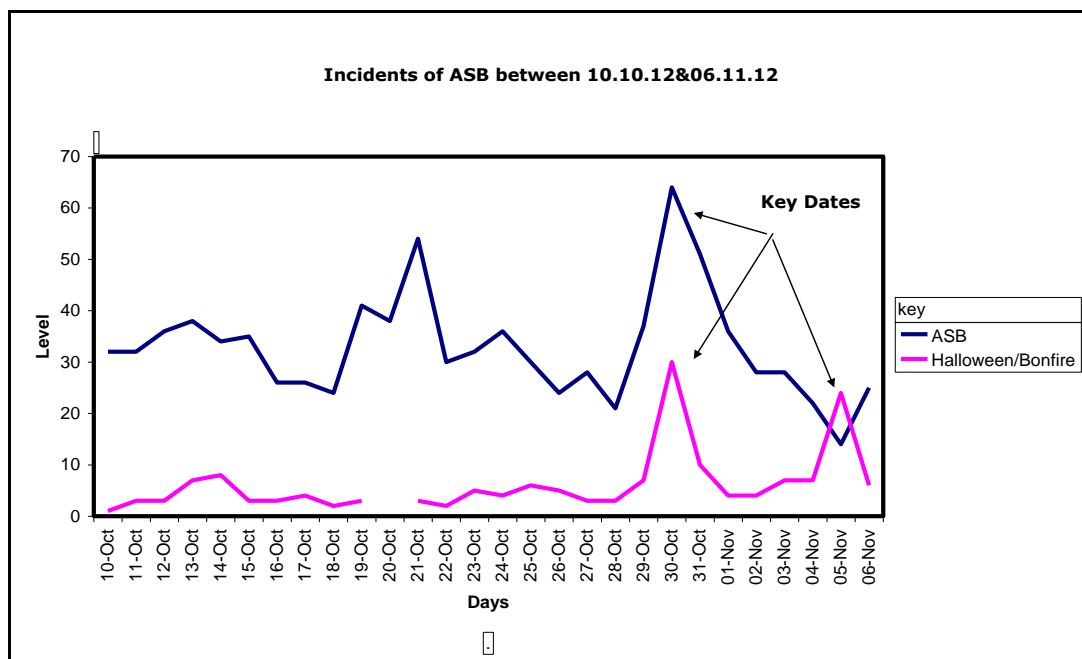
4. The chart shows peaks and dips throughout the four week period, however on the key dates (30th/31st and 5thNov) Damage & Arson increased however overall crime reduced. For both, increases were also seen on 03.11 (Saturday).
5. Other crimes that increased on the key days included theft/violence and burglary, in particular on weekend 30th October and 3rd November. Research of crimes on these dates shows no apparent links with Bonfire night and possible increase due to this day falling on a weekend.
6. The next chart (chart 2) solely concentrates on criminal damage offences that have occurred during the four week period of 10/10/12-06/11/12. This is in order to identify levels of offending two weeks prior to the 24.10.12 and two weeks following this. The results of this research are displayed in the graph on the following page.

Chart 2



7. Chart 2 shows that levels of offending remained fairly stable during the two weeks prior to the 24.10.11 and quite evident the increase in crime during 30<sup>th</sup>, however as noted earlier Bonfire Night remained fairly low. The day before Halloween (30<sup>th</sup>) has historically been known as 'Mischief Night' which sees increases in damage and ASB, linked to eggs been thrown, fireworks and general anti-social behaviour.
8. Comparisons with previous years (2010&2011) also shows year on year increases since 2010 (65 crimes/+34%)
9. In relation to the month of October only, the impact of these few days, resulted in 261 damage offences for that month, compared to 178 in September 2012 and 241 the previous October (2011).
10. Current crime levels also show that financial year to date, the Stockton borough is showing an increase of 95 crimes (+11.7%) for criminal damage and arson offences.
11. Ages of those arrested during this time period shows that juveniles feature highly within this crime category with 52 offenders aged 17 years and under, accounting for 46% of all arrests. This age group also includes 13 offenders linked to two or more crimes however the majority were later eliminated as suspects for these crimes. This also included crimes that occurred on 30<sup>th</sup> and 31<sup>st</sup>.
12. Research was also conducted on police ASB incidents during the same time period, which showed a reduction in incidents - 1089 incidents during the four week period (922 ASB&167 linked to eggs/fire/fireworks). This compared to 1382 incidents the previous year (2011), a reduction of 293 incidents (-21%).
13. Although there were reductions in overall ASB, increases on Halloween and Bonfire night where evident.
14. The graph on following page also illustrates the impact of Halloween and Bonfire night with peaks clearly evident on these days.

Chart 3



15. This chart shows that all incidents peaked between 30th and 31st and again on 5th November. This again coincides with Mischief/Halloween night and Bonfire night and is also same picture for criminal damage as noted earlier in this report. The graph also shows that both types of ASB increased over 30th and 31st before reducing again, with exception of 05.11 when only those incidents linked to fireworks increased.
16. 30th October was particularly problematic with 94 incidents (61 general ASB/30 linked to eggs/fireworks), compared to only 37 incidents the same day the week previous (23rd). This is also more than double the average number of incidents (averaged 39 incidents per day over 28 days). Bonfire Night however is slight change with more Bonfire incidents in comparison to general ASB. In total there were 38 incidents with 24 linked to fireworks.
17. Calls for resources were also at their highest between 18:00-21:00. This was also similar for Bonfire Night. Issuing of AS13s forms also peaked during this time period with 187 forms during the 28 day period with 53 submitted on 30.10 and 31.10, accounting for 28% of all submissions on those two days alone.
18. Ward areas of note for ASB and damage during this time in 2012 were:-
  - Stockton Town Centre (STC)
  - Mandale&Victoria (M&V)
  - Stainsby Hill
  - Newtown
  - Parkfield&Oxbridge (P&O)
19. These wards were included in patrol routes for police officers with the exception of two of the wards (Newtown/Parkfield&Oxbridge) as they were showing low levels of ASB compared to other wards. This shows the difficulty in predicting where ASB may occur when looking back over previous years.
20. Four of the five wards highlighted (exc Stainsby Hill) feature as priority ward areas for ASB within Stockton Borough Council Community Safety Action Plan.

21. Research has been conducted on current issues surrounding ASB and damage during August 2013 which shows that three of the above wards (STC, P&O and M&V) continue to feature highly, however increases also evident in Billingham Central and Billingham East wards. There has also been an increase in AS13 forms being issued in Billingham Central during August (also in Mandale&Victoria ward).
22. Hotspot analysis is to be conducted during October 2013 in order to provide more up to date picture of areas with higher levels of ASB and damage in order to direct Stockton SBC ASB Officers to these areas during the Halloween and Bonfire night period.
23. This will include analysis of SBC ASB reports, Police and fire brigade data in order to identify hotspot locations in order to direct resources to the most appropriate areas.

L Lyons, SBC Community Safety Analyst